

flush

The new range of **Timber Alternative** Flush-fitting Windows has arrived

evolution[®]



TIMBER
ALTERNATIVE
FLUSH
WINDOW
HAS ARRIVED

In response to customer demand Evolution have developed a flush-fitting casement window, it is ideal for properties that want to replace traditional flush-fitting timber windows but want to take advantage of modern window technology.



Introducing the new Evolution Flush-fitting casement window.

The cool, sleek lines of the Evolution Flush window are a minimalist's dream. Whilst this style of window has been traditionally used in older, cottage style properties, the latest trend is that owners and developers of more contemporary properties are turning to flush style windows as it help maintain the simplistic outlook they are striving for.

INTRODUCING flush



LIKE WOOD, NOT WOOD


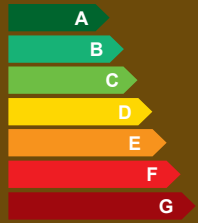


If you want modern features, yet either need or want a timber flush window, then our modern alternative could be the solution for you.

These virtually maintenance-free windows have been developed based on authentic, traditional design and create a stunning feature point for any home.



Evolution Flush casement windows offer more features than ever before:

- ☞ Excellent energy efficiency - WERA+ I I
- ☞ 1.3 U value as standard
- ☞ Available with a 45mm deep, authentic cill
- ☞ 28mm Double glazing
- ☞ Available with traditional Georgian bar, leaded glass or clear glass
- ☞ Discreet trickle ventilation available

 Energy Window	
Evolution KM 567287 Evolution Flush	
	
Efficiency Index (kWh/m ² /year) <small>Energy rating certified by BSI and based on a UK standard window. Exact energy consumption for this product will depend on the building, the local climate and the indoor temperature.</small>	11
Country:	UK
Thermal Transmittance Solar Factor Air Leakage	1.3 W/m ² .K 0.43 W/m ² .K 0.00 W/m ² .K
 www.Kitemark.com <small>Kitemark and the Kitemark logo are registered trademarks of BSI</small> Approved Document L1B 4:22	



COLOURS & ACCESSORIES

Colour

If you are feeling creative, the Flush window is available in a vast array of colours, with our exclusive 'Kolorbond' system we can create or match any colour you have in mind, the only restriction is your imagination!

If your tastes are more traditional, you can choose one of our popular wood-effect finishes; black, white, natural, oak, cream and agate grey.

Accessories **VENTISS** HANDLES BY DESIGN

Our handles and peg stays are made in Great Britain by Ventiss, our premium hardware manufacturer who understands our need for exclusive designs with durable materials that work effortlessly, every time.

Bars and Glass

Flush is also available with our trademark Georgian bars and with optional leaded glass – please ask your nearest Evolution retail partner for details.



Our passion for traditional joinery skills and craftsmanship is something that we hold dear, every Flush window is painstakingly hand finished by one of our highly skilled team.

Installation

Once you have decided upon all the details of your purchase, your nearest Evolution Retail partner will handle everything for you. They will arrange for a surveyor to assess your property and then allocate one of their skilled, experienced teams to carry out the installation with utmost care and attention.

Your Quality Guarantee

Every Flush window comes with an Authentication certificate to prove your genuine Evolution purchase – keep it safe.

PASSION
FOR
DETAIL
&
QUALITY

flush

evolution[®]

www.evolutionwindows.com

windows • entrance doors • orangeries • french doors • garden rooms • bi-fold doors • handles • atrium roof systems

Evolution Windows is part of the Evolution Group

evolution[®]

www.evolutionwindows.com

the
english door
company™

www.theenglishdoorcompany.com

evolution[®]
Bi-folding Doors

www.evolutionbifold.com

iX250
Patented Orangery Solution

www.ix250.com

VENTISS
HANDLES BY DESIGN

www.ventiss.com



Certificate No. 505761

